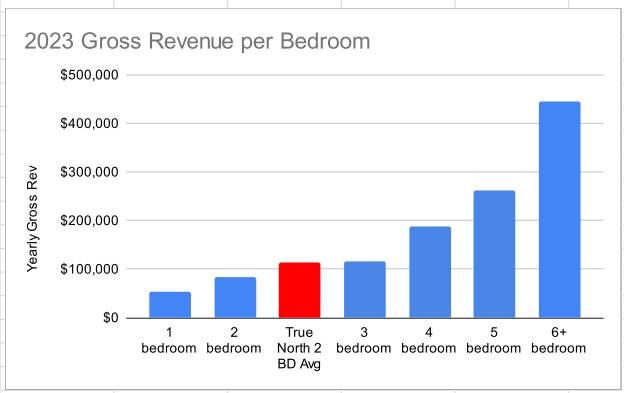
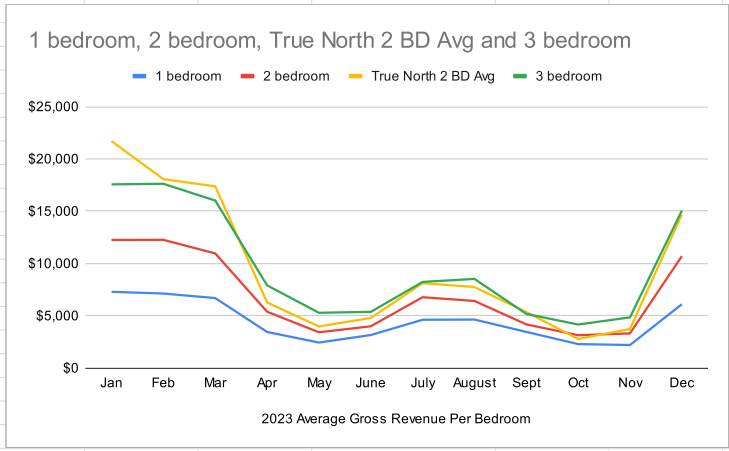
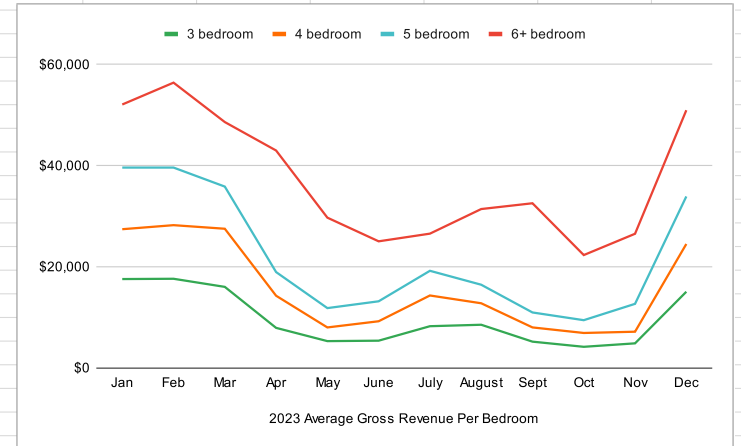


2023 Average Gross Revenue Per Bedroom

	1 bedroom	2 bedroom	True North 2 BD Avg	3 bedroom	4 bedroom	5 bedroom	6+ bedroom
Jan	\$7,294	\$12,256	\$21,702	\$17,569	\$27,430	\$39,624	\$52,105
Feb	\$7,130	\$12,265	\$18,068	\$17,625	\$28,231	\$39,625	\$56,427
Mar	\$6,693	\$10,962	\$17,380	\$16,021	\$27,522	\$35,864	\$48,629
Apr	\$3,455	\$5,392	\$6,278	\$7,911	\$14,268	\$18,951	\$43,002
May	\$2,440	\$3,424	\$3,979	\$5,289	\$7,996	\$11,821	\$29,717
June	\$3,162	\$3,997	\$4,791	\$5,376	\$9,220	\$13,169	\$25,034
July	\$4,622	\$6,776	\$8,122	\$8,240	\$14,318	\$19,202	\$26,553
August	\$4,640	\$6,420	\$7,751	\$8,529	\$12,779	\$16,448	\$31,421
Sept	\$3,461	\$4,180	\$5,364	\$5,184	\$7,999	\$10,959	\$32,565
Oct	\$2,295	\$3,143	\$2,786	\$4,164	\$6,901	\$9,432	\$22,315
Nov	\$2,206	\$3,319	\$3,740	\$4,849	\$7,151	\$12,665	\$26,529
Dec	\$6,103	\$10,701	\$14,681	\$15,060	\$24,507	\$33,912	\$50,973
Yearly Gross Rev	\$53,501	\$82,834	\$114,642	\$115,818	\$188,324	\$261,671	\$445,271



Note - Gross revenue values are inclusive of cleaning fees charged by hosts on booking platforms